







Areas Where Inclusionary Housing Requirements Apply

Legend

-  Southern Strategy Area
-  Urban Service Area Boundary
-  City Limits

Areas where new developments are required to provide Inclusionary Housing

-  TPA, CPA and DRI Zoning (Inside City Limits and USA) (Excluding Southern Strategy Area)
-  Selected Census Tracts



3000 0 3000 6000 Feet

Date Printed: 11/03/2005

